

THE PREWO RANGE OF BENCH TAPPING MACHINES



MODEL : 14 - 03
UPTO M4 x 0.7P



MODEL : 14 - 04
M5x0.8P - M8 x 1.25P



MODEL : 14 - 05
M8x1.25P - M16 x 2P



MODEL: 14-06
M10x1.5P - M30x3.5P



TAPPING MACHINE WITH
MULTI SPINDLE HEAD



HORIZONTAL TAPPING MACHINE

Equipped with special bearings, rugged custom designed motors and reliable branded electrical parts for economical high precision production tapping

⊙ RIGID

⊙ SLEEK

⊙ COMPACT

⊙ ACCURATE

⊙ MODULAR

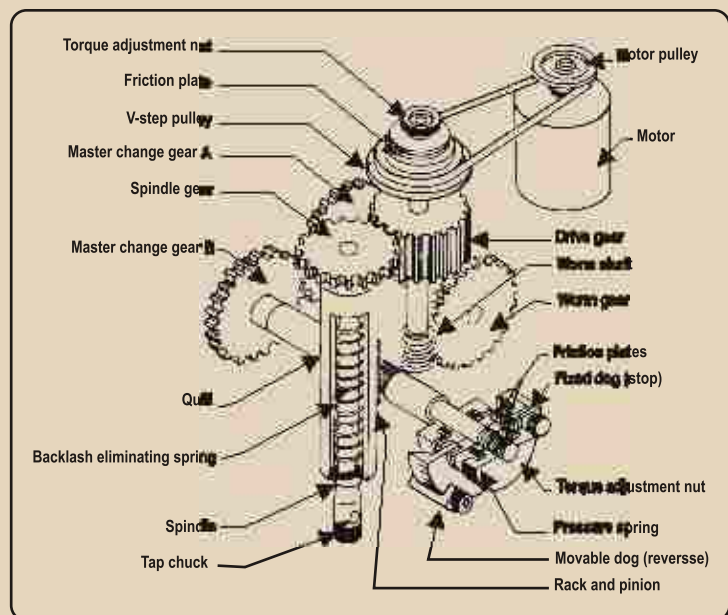
⊙ VERSATILE

MACHINE FEATURES

- ◉ The machine is tested for accuracy and conforms to Indian Standard IS : 2426.
- ◉ Spindle, shafts and gears are made of high grade alloy steel, carburised, case hardened and precision ground.
- ◉ Columns are made of medium carbon steel.
- ◉ Wide range of selectable spindle speeds depending on the component to be tapped.
- ◉ Speed controlled by pulley drive.
- ◉ Accurate tapping of a wide range of materials including aluminium and steel.
- ◉ Special anti-corrosive paint.
- ◉ Repeat and single cycle.

GEAR POSITIVE DRIVE DESIGN

- ◉ Reduces setup time.
- ◉ Eliminates recurring expense of frequent replacement of worm, leadscrew and nut due to wear.
- ◉ More consistent than pneumatic or hydraulic feed drives.
- ◉ Does not exert extra pressure (downward and upward) on the parts.
- ◉ Parts clamp is not needed except to prevent parts from rotating thereby speeding up tapping process. So, more simple and convenient jig can be used.



PRECISION STROKE CONTROL

Simple and accurate automatic reversal mechanism allows easy, precise adjustment of the tapping depth.

PRECISION PITCH CONTROL THROUGH GEARS



Pitch control gears feed the tap at the rate of one thread per revolution, with repeatability of stroke within 1/5 pitch of thread. Compared to leadscrew drive, change gears wear less. There is no reverse cut or pulling force during return stroke of the spindle thus ensuring smooth finish.


WORK PIECE AND TOOL SAFETY

A dual clutch system prevents tool breakage in case of spindle overload due to undersized or missing holes.



A penetration clutch is mounted on the pinion

A rotational clutch is mounted on the main pulley.



OPERATOR SAFETY

All moving parts are isolated from the operator with an aluminium guard (with safety interlock). The change gear cover nut be in place for the machine to function.

OUR CUSTOMERS



Rane (Madras) Ltd.




APPLICATIONS AND TYPICAL COMPONENTS TAPPED IN PREWO TAPPING MACHINES

Automotive
Ancillaries

Two Wheelers

Light Commercial
Vehicles

Heavy
Engineering



Electrical &
Electronics

Pumps &
Motors

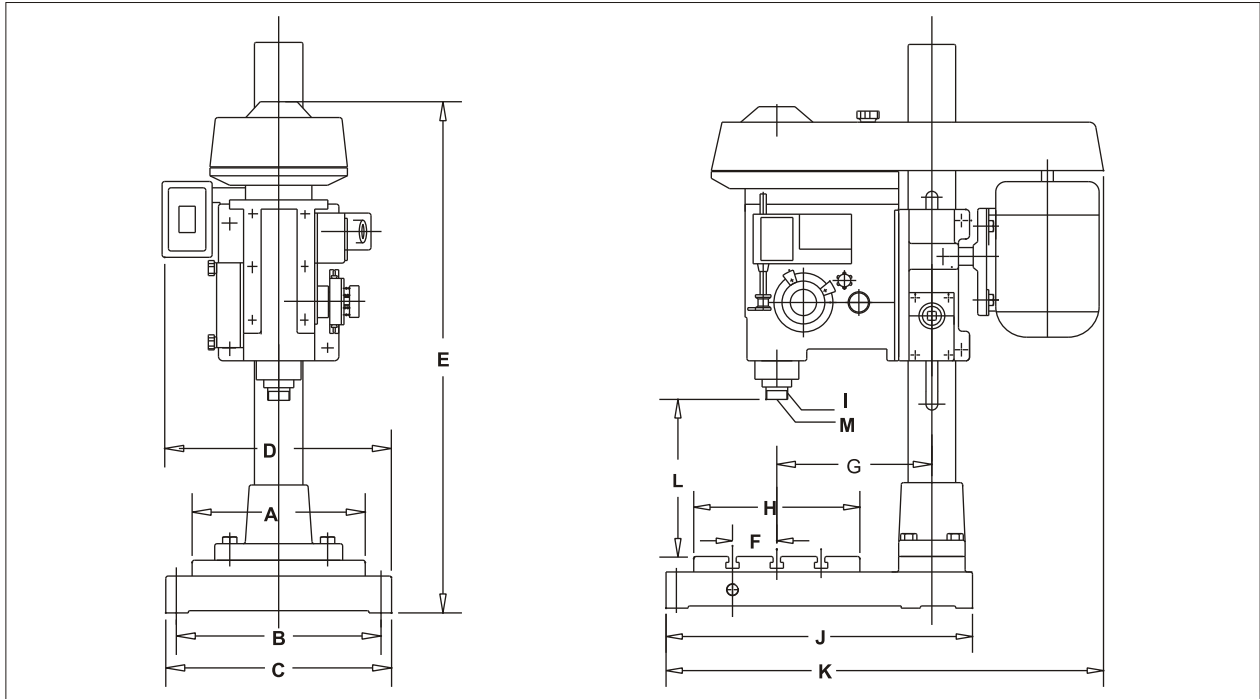
Sheet Metal

Textile
Machinery

OPTIONAL ACCESSORIES

- Pitch gears for different pitches.
- Standard tap holder with one no. of collet.
- Floating tap holder with one no. of collet.
- Collets of different sizes.
- Multi-spindle head.
- Reversing unit (L.H. conversion)
- Hand operated sliding fixture.
- Hand operated indexing fixture.
- Fabricated stand.
- Pneumatic or hydraulically operated Indexing fixture.
- Production table (Sp. Cast Iron table).
- Special column, Base and Tilting Table.
- Coolant system.
- Coolant system with magnetic separator.
- Swarf tray.
- Splash guard.
- Floor tray.

VERTICAL TAPPING MACHINES - TECHNICAL DATA

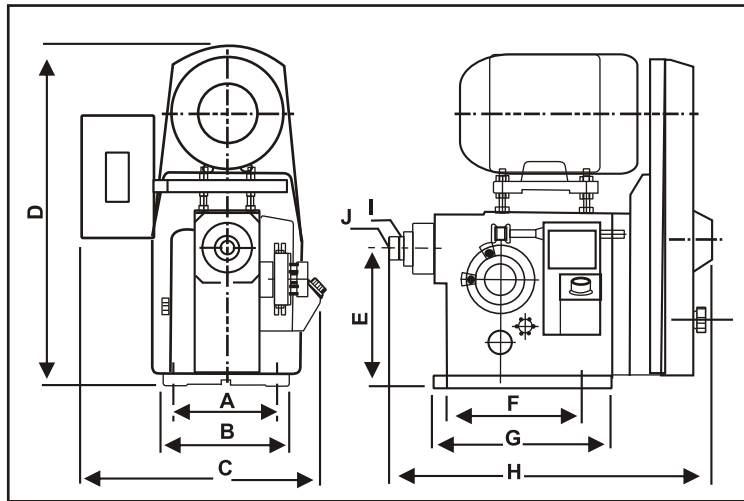


TECHNICAL SPECIFICATION

All dimensions are in mm

MODEL No.	14 - 03	14 - 04	14 - 05	14 - 06
Tapping capacity (in Steel)	Upto M4x0.7P	M5x0.8P - M8x1.25P	M8x1.25P - M16x2P	M10x1.5P - M30x3.5P
Max.spindle stroke (mm)	28	45	65	65
Max.No. of strokes/min	80	50	20	8
Main motor Power (kW)	0.37	0.75	1.12	1.5
Spindle speed (rpm)	1670, 835	1340, 760, 420	515, 285, 155	200, 100, 50
Nett weight (kg)	70	100	220	250
Accessories				
Tap Holder	Tap holder with 1 no. rubber collet	Tap holder with 1 no. rubber collet	Floating tap holder with 1 no. steel collet / adaptors	Floating tap holder with 1 no. steel collet / adaptors
Standard Tapping	MM 0.25, 0.3, 0.35, 0.4, 0.45, 0.5, 0.6, 0.65, 0.7, 0.8	0.25, 0.3, 0.35, 0.4, 0.45, 0.5, 0.6, 0.65, 0.7, 0.75, 0.8, 0.9, 1.0, 1.25, 1.5, 1.7	0.8, 0.9, 1.0, 1.25, 1.5, 1.75, 1.8, 2.0, 2.5, 3.0	1.5, 1.75, 1.8, 2.0, 2.5, 3.0, 3.5, 4.0
Pitches	T.P.I 100,96,90,80,72, 64, 56, 48, 44, 40, 36, 32, 28, 24, 20	100,96, 90, 80, 72, 64, 56, 48, 44, 40, 36, 32, 28, 27, 24, 20, 18, 16	32, 28, 27, 24, 20, 19, 18, 16, 14, 13, 12, 11.5, 11, 10	16, 14, 13, 12, 11, 10, 9, 8, 7, 6
A	200	230	342	360
B	237	267	378	390
C	270	300	425	445
D	250	270	440	452
E	650	807	1015	1120
F	60	60	110	110
G	180	210	280	300
H	180	225	342	340
I	M15 x 1P	M17 x 1P	M34 x 1.5P	M42 x 1.5P
J	385	415	580	600
K	535	595	805	815
L	180	260	445	450
M	J.T.No.1	J.T.No. 2	MT. 2	MT. 3

HORIZONTAL TAPPING MACHINES - TECHNICAL DATA



TECHNICAL SPECIFICATION

All dimensions are in mm

MODEL No.	14 - 03	14 - 04	14 - 05	14 - 06
Tapping capacity (in Steel)	Upto M4x0.7P	M5x0.8P - M8x1.25P	M8x1.25P - M16x2P	M10x1.5P - M30x3.5P
Max.spindle stroke (mm)	28	45	65	65
Max.No. of strokes/min	80	50	20	8
Main motor Power (kW)	0.37	0.75	1.12	1.5
Spindle speed (rpm)	1670, 835	1340, 760, 420	515, 285, 155	200, 100, 50
Nett weight (kg)	70	100	220	250
Accessories				
Tap Holder	Tap holder with 1 no. rubber collet	Tap holder with 1 no. rubber collet	Floating tap holder with 1 no. steel collet / adaptors	Floating tap holder with 1 no. steel collet / adaptors
Standard Tapping	MM 0.25, 0.3, 0.35, 0.4, 0.45, 0.5, 0.6, 0.65, 0.7, 0.8	0.25, 0.3, 0.35, 0.4, 0.45, 0.5, 0.6, 0.65, 0.7, 0.75, 0.8, 0.9, 1.0, 1.25, 1.5, 1.7	0.8, 0.9, 1.0, 1.25, 1.5, 1.75, 1.8, 2.0, 2.5, 3.0	1.5, 1.75, 1.8, 2.0, 2.5, 3.0, 3.5, 4.0
Pitches	T.P.I 100,96,90,80,72, 64, 56, 48, 44, 40, 36, 32, 28, 24, 20	100,96, 90, 80, 72, 64, 56, 48, 44, 40, 36, 32, 28, 27, 24, 20, 18, 16	32, 28, 27, 24, 20, 19, 18, 16, 14, 13, 12, 11.5, 11, 10	16, 14, 13, 12, 11, 10, 9, 8, 7, 6
A	105	130	144	175
B	130	160	182	214
C	310	265	317	430
D	450	410	540	580
E	145	165	220	235
F	150	175	220	230
G	190	210	260	286
H	400	437	465	500
I	M15 x 1P	M17 x 1P	M34 x 1.5P	M42 x 1.5P
J	J.T.No.1	J.T.No.2	MT2	MT3

Multi Spindles are available for tapping machines. Specifications available on request based on component specifications. Floor models also available.

PEEVEE PRECISION WORKS PVT.LTD.

B-16, Thiru. Vi. Ka. Industrial Estate, Guindy, Chennai - 600 032

Phone: 0091-44-22501516, 22500649, Fax: 0091-44-22501086

E-mail: prewo@prewo.co.in

Website: www.prewo.co.in

All specifications subject to change. We reserve the right to change product specifications as part of product improvement